


## MAKE YOUR OWN STAMPS & MATS

If you can draw or trace and follow a line, you can carve your own rubber stamps with any design you can imagine! With these 2x3" rubber stamp blanks and 9x12" sheets, you can cut and carve to create stamps of any size and design you want. (Pictured below is a stamp created by Stephanie Burton for her handbuilt sculptural & functional work).



**LCS** ..... \$18.50  
Lino Cutter Set - Includes 5 blades, easily stored in the hollow handle.



**RSM** ..... 9" x 12" ..... \$13.95  
Blank unmounted linoleum sheets



**MC121** ..... 2" x 3" ..... \$2.00  
Blank unmounted linoleum pad

## HOW TO USE TEXTURE MATS IN TWO EASY STEPS

1. Create a slab of clay with a rolling pin, slab roller, or your bare hands.
2. Roll, press or pound the mat into the clay surface, and remove it to reveal the texture!


That's it: those are the basics of how to use texture mats to open all kinds of design and texture possibilities with these simple tools. Texture mats are completely open to your interpretation: you can use a brick pattern for the walls of a simple slab-built birdhouse, or overlay and combine mats and stamps for any look you want to create.

- If your clay tends to stick to the texture mat, make sure the mat is clean before use. If sticking persists, dust the mat lightly with cornstarch.
- Cut shapes or templates from the slab after applying texture, so the shapes aren't compressed or deformed.
- Translucent glazes, and glazes that break on design edges, are GREAT with texture mat designs for showing off the design!

• • • See them all at [georgies.com/mats](http://georgies.com/mats) • • •




**Flexible Rubber Mats**  
TM100 - TM143  
7" x 9" • \$23.00



**Medium Plastic Mats**  
PA01-2 thru PA01-8  
8" x 12" • \$16.00



**Large Plastic Mats**  
PA212 - PA219  
10" x 15" • \$18.00



**X-Large Plastic Mats**  
PA02-2 thru PA02-6  
12" x 16" • \$22.00

## PADDLES & MALLETS

Falcon wood shaper paddle - 12" x 4"  
**PADDLE1** .....working area 7" ..... \$10.00



Wood Texture Mallet - 12.5" x 3.3" x 2"  
**FR4114** ..... \$8.90



Wood Mallet - 8" x 2.25" x 1.25"  
**FR5959** ..... \$4.10



Visit [georgies.com/paddles](http://georgies.com/paddles) for more designs