

Doin' the

Combo Mambo!

There are very few glazes that, all by themselves, offer everything you want as a clay artist. Just as you carefully texture or finish your clay, you can add dimension and surface interest by combining and overlapping glazes for special effects. Doing it the same way each time is the key to getting consistent reliable results. Do you tend to apply glazes heavily? How many coats? Be conscious of your application method so you can determine how to repeat your results or make changes if needed.

IN OUR TESTS WE APPLIED TWO COATS OF THE UNDER COLOR AND ONE COAT OF THE OVER COLOR


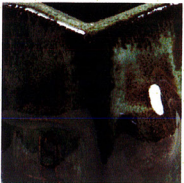


Georgies has tested two of our cone 6 glaze lines; our Gloss series and our Sculptural/Textural series. Our PG600 Gloss glazes are all based on a single formula. They're the easiest to use and offer a wide variety of bright colors. All PG600 Gloss glazes are nontoxic and foodsafe.

Our GLW Sculptural/Textural glaze line is designed for more experienced or adventurous glazers. They're a bit more demanding in application and technique. The GLW glazes are all nontoxic, but not all of them are foodsafe. The surface texture of the fired glaze and glaze fit to the clay body determine whether the glaze is foodsafe. If glazes crackle or craze on your clay body, you should consider that combination of glaze and clay unsuitable for food or drink. **Glazes that are foodsafe when used alone may not be foodsafe in overlaps or glaze combinations.**

When you combine glazes, the combination may behave differently than either of the component glazes alone. Glazes that were stable alone in firing may move or run more than you expect when combined and fired together. We recommend testing glaze combinations for your application style and clay body.

Georgies
CERAMIC AND CLAY CO.

756 NE Lombard St • Portland OR • 97211 • 503-283-1353
~ www.georgies.com ~

Two coats UNDER	One coat OVER	RESULT!
Perfect White  PG601	+ Incredible Black  PG602	= 
Incredible Black  PG602	+ Perfect White  PG601	= 
Incredible Black  PG602	+ Nassau Blue  PG607	= 
Incredible Black  PG602	+ Cinnamon  GLW30	= 
Incredible Black  PG602	+ Copper Patina  GLW08	= 
Celadon Green  PG615	+ Copper Patina  GLW08	= 

Our "hand" sample tiles were fired to cone 6 on Georgies Trail Mix clay body. Your choice of clay can make a difference in the fired results; cone 6 glazes are interactive with the clay body.

The secret of cone 5-6 glaze is application and interaction.
 No single glaze is the complete answer: it's what they do as a team!

Two coats UNDER		One coat OVER	RESULT!	Two coats UNDER		One coat OVER	RESULT!
Celadon Green PG615	+ Incredible Black PG602	=		Latte GLW32	+ Peanut Ash Matte GLW04	=	
Buckwheat PG616	+ Copper Patina GLW08	=		Latte GLW32	+ Liquid Luster Bronze GLW06	=	
Mustard Wood Ash GLW26	+ Copper Patina GLW08	=		Latte GLW32	+ Cinnamon GLW30	=	
Mustard Wood Ash GLW26	+ Turquoise Lagoon GLW17	=		Ohata Red GLW34	+ Copper Patina GLW08	=	
Cinnamon GLW30	+ Latte GLW32	=		Ohata Red GLW34	+ Raw Honey GLW21	=	
Cinnamon GLW30	+ Nassau Blue PG607	=		Ohata Red GLW34	+ Latte GLW32	=	

Georgies
 CERAMIC AND CLAY CO.

756 NE Lombard St • Portland OR • 97211 • 503-283-1353
 ~ www.georgies.com ~



What are your favorite combinations? Have you found some we haven't tried yet? Please share your digital photos with us: just email them to photos@georgies.com. Thanks!

Even More Combos

Even for all the combinations shown here and in our other Combo brochures, there are still thousands more possibilities to explore. We've listed a few more of our old favorites here. We don't have photos for these combos, but if you try them, we would love to see your results!

UNDER 2x	OVER 1x	RESULT!
GLW03 Avacado Ice	GLW04 Peanut Ash Matte	Soft green-brown with runs like rabbit fur. A fabulous arts & crafts look!
GLW03 Avacado Ice	PG608 Cobalt Blue	GLW03 likes to move and flow, carrying the PG608 into a vibrant liquid pool. Best used in the interiors of bowls, plates and vessels.
GLW04 Peanut Ash Matte	GLW12 Eggshell Wash	Creates a soft surface that brightens to warm yellow.
GLW04 Peanut Ash Matte	GLW23 White Froth	Warm golden satin texture. Yellow-orange over a rustic dry toasty red-brown.
GLW04 Peanut Ash Matte - or - GLW17 Turquoise Lagoon	PG600's Any Gloss Glaze	Creates ash matte colors with leggy runs of different color combos. Thickness of matte glaze application controls how much the color breaks will run.
GLW06 Liquid Luster Bronze	GLW08 Copper Patina	Great natural compliments!

UNDER 2x	OVER 1x	RESULT!
GLW08 Copper Patina	GLW13 Sage Green	Gloss blue with an overlay of soft matte golden green.
GLW08 Copper Patina -and- GLW19 Moss Thicket	GLW25 Aqua Gemstone	Start with a base of GLW08 and build with one or all three for great subtle variations in green & blue-green with charcoal grays.
GLW08 Copper Patina	PG638 Blue Violet	Many mottled blues with striations of purple.
GLW13 Sage Green	PG602 Incredible Black	Breaking matte and rich gloss black.
GLW13 Sage Green	PG611 Grape	Lavender-green and mottled purple, mixing matte & gloss.
GLW22 Rusty Nails	GLW12 Eggshell Wash	Create an easy "faux shino" look! Experiment with the thickness for GLW22, depending on how much red-orange you want on tight white clay bodies. Iron-bearing clays produce deep, rich iron reds. GLW12 should be applied thin. For extra character, apply GLW15 Jujube with a sponge in some areas for a crawling shino effect.
GLW26 Mustard Wood Ash	GLW27 Emerald Wood Ash	Warm mottled browns and greens
GLW27 Emerald Wood Ash	GLW25 Aqua Gemstone	Rich breaking textures of dark blue and purple. Richer tones result when applied over an iron-bearing clay bodies.
GLW27 Emerald Wood Ash	GLW26 Mustard Wood Ash	Warm mottled green.
GLW30 Cinnamon	GLW44 Black Matte	Let some of both show for a rich look, or do design work with the black top coat.

Georgies
CERAMIC AND CLAY CO.

Test, Test, Test!!
Find that unique combination that sings to you.

UNDER 2x	OVER 1x	RESULT!
GLW34 Ohata Red	GLW39 Vanilla Cream	Rich satin matte, mottled red-brown, resembling leather.
GLW34 Ohata Red	GLW41 Cool Lime Matte	Rich brown breaking through green-to-blue matte surface.
GLW34 Ohata Red	GLW45 Plum Black	Oil spot – every time!
GLW37 Pure White Matte	PG602 Incredible Black	Matte surface with light blue-gray to golden brown.
GLW37 Pure White Matte	PG635 Black Patent	Mottles light gray to popping gold flecks.
GLW39 Vanilla Cream	GLW44 Black Matte	Rosy golden tones with a smoky mottled surface.
GLW41 Cool Lime Matte	GLW46 Northern Lights	Mottles green, blue and lavender with warm brown in a matte finish.
GLW42 Blueberry Matte	GLW36 NW Woods Green Matte	Breaking bright and darker greens.
PG601 Perfect White	GLW08 Copper Patina	Soft green/brown matte with glossy breaks.

UNDER 2x	OVER 1x	RESULT!
PG601 Perfect White	GLW39 Vanilla Cream	Breaking white-to-cream with bits of pink. Soft semi-gloss satin finish.
PG601 Perfect White	GLW41 Cool Lime Matte	Very soft mottled blue with a soft, silky finished surface.
PG602 Incredible Black	GLW19 Moss Thicket	Dry, waxy breaking metallic green over gloss black.
PG611 Grape	PG602 Incredible Black	Stunning black and purple mottle effect.
PG614 Grass Green	PG602 Incredible Black	Stunning vibrant emerald green with deep, rich black interaction.
PG615 Celadon Green	GLW25 Aqua Gemstone	Great mottled light green and aqua with good texture. Will move just enough on vertical surfaces to create interest without risking your kiln shelves.
PG635 Black Patent	PG639 Hot Orchid	Fun mottled deep fuchsia with black mottled spots.

Also available at www.georgies.com ...

COMBO MADNESS

(Combo Classics & Sculptural Combos
 can be found on our website under the
 "PDF's & Firing" tab)



756 NE Lombard St • Portland OR • 97211 • 503-283-1353